

CI Signiture(*Main)

SeAH Superalloy Technologies

Supplementary
CI Signiture
(* Non-trademark use value)

SeAH Superalloy Technologies

SeAH ST

- * These combinations are used without the logo.
- * They cannot be used together with the Seah logo.
- * They are not used except in special cases.



The form of the trademark(brand) registered internationally by Seah Brand Management Committee is the 'SeAH' mark. Based on this, the extended CI system (*main) is assigned to each company to distinguish their products and services.


Seah Brand Management Committee designates products produced by group companies under the name 'SeAH' and registers them as trademarks in major countries. Even if a trademark is registered, if it does not accumulate valid usage records, its trademark value may not be recognized, or the rights may be lost.

Therefore, it is necessary to apply the design of the CI Signiture (*main) pattern to major items exactly as it is to accumulate valid usage records as a trademark(brand).

* Supplementary signature can not sufficiently ensure trademark validity as it differs from the main signature.

SeAH's main colors are 'SeAH Gray' symbolizing the company's stability, tradition, and trust, and 'SeAH Orange' representing stability along with innovation, change, and warm coexistence. To maintain consistency in various and special situations, 'SeAH Light Gray, SeAH Gold, and SeAH Silver' have been designated as supplementary colors.


The standards for the corporate colors are based on the principle of applying spot colors during printing, prioritizing the use of Pantone colors. While there may be slight variations in color expression depending on printing methods, concentration, and material, it is essential to ensure that the optimal state is maintained.



SeAH Gray

Pantone CoolGray 11c

For signs, paint, fabric, high-quality printing,
and other non-paper materials:



SeAH Gray


CMYK & RGB

C 20 M 0 Y 0 K 84

* When printing on
regular paper

R 59 G 73 B 81

* Designated web colors




SeAH Orange

Pantone 1665c

C 5 M 85 Y 85 K 0

R 229 G 78 B 43



SeAH Light Gray

Pantone 429c

C 3 M 0 Y 0 K 32

R 176 G 183 B 187



Gold

Pantone 871c

* Spot color printing only.



Silver

Pantone 877c

* Spot color printing only.

The primary logo is the most important element symbolizing SeAH and must never be altered. It is imperative to adhere to the form specified by the Basic System. Do not modify or distort it in any way similar to the examples provided below.

The CI signature system, combined with the primary logo, is limited to the combinations specified and provided by the SeAH Brand Management Committee. It cannot be arbitrarily combined with any specific names or titles for external use as a logo.



⊘ When the colors have been arbitrarily changed



⊘ When the size of certain elements has been altered



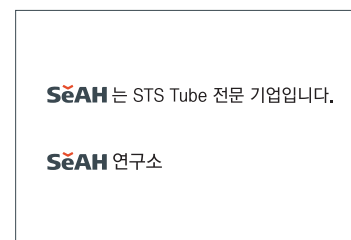
⊘ When an outline has been added



⊘ When the shape has been modified




⊘ When the proportions have been arbitrarily altered



⊘ When inserted within text




⊘ When used on a special background causing distortion



⊘ When there is insufficient contrast with the background



⊘ When the distinction from the background is unclear



⊘ When combined with arbitrary shapes



⊘ When the minimum space requirements are violated



⊘ When special effects are used to differentiate from the background

The front side of business cards for overseas subsidiaries should be in the local language, while the back side should be in English. For English-speaking countries, it is recommended to apply the same format as Korean business cards. Use the designated fonts for Korean and English text, and for other local languages, use a clear Gothic-style font. All other elements such as spacing, positioning, unique colors, size, and specifications should follow the standards.

The company's main website should be listed with a valid URL. If there is no separate website, the business card should include the URL of the Korean headquarters. If there is no operational website or available homepage, do not include a website address.

[Examples] Size: 90 x 52mm Scale: 100%



Production Specifications

Paper: VENT NOUVEAU 233g

(use similar paper when production overseas)

Printing: Offset spot color printing

Colors: Pantone Cool Gray 11C / Pantone 1665C

Post-processing: Transparent foil stamping for SeAH mark

*Special processing is applied to prevent unauthorized duplication.

Fonts

Name: (Eng) The Sans semibold 12pt
(Kor) Yoon gothic 54o 12pt

Title: (Eng) The Sans plain 7pt
(Kor) Yoon gothic 54o 7pt

Contacts: The Sans plain 8pt

Numbers: The Sans*caps

*For other languages, use a Gothic-style font.

Various SeAH templates can be created based on the official letter format.

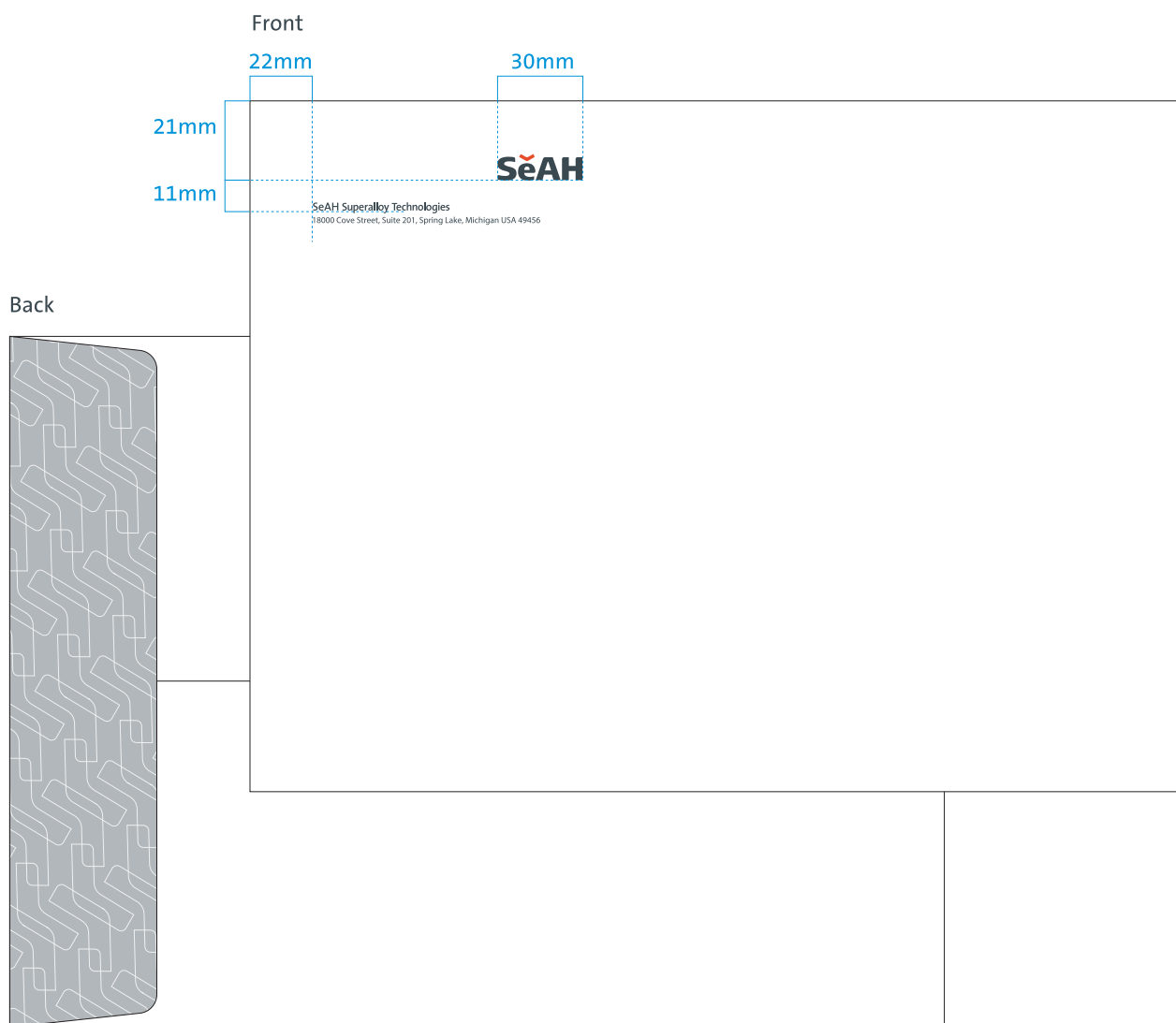


[Example template] Scale: 60% Size: 210x297mm

[Editable template]

SeAH Superalloy Technologies
President Hong, Gil Dong

Fonts: The Sans 8pt
Colors: Pantone Cool Gray 11C / Pantone 1665C



Size: 330x244mm Scale:40%

Production Specifications

Paper: IMAGIN 130g or VELLUM PAPER 150g
(use similar paper when production overseas)

Printing: Offset spot color printing

Colors: SeAH Gray or Pantone Cool Gray 11C

SeAH Orange or Pantone 1665C

SeAH Light Gray or Pantone 429C

Fonts

Address: (Eng) The Sans semibold 9pt

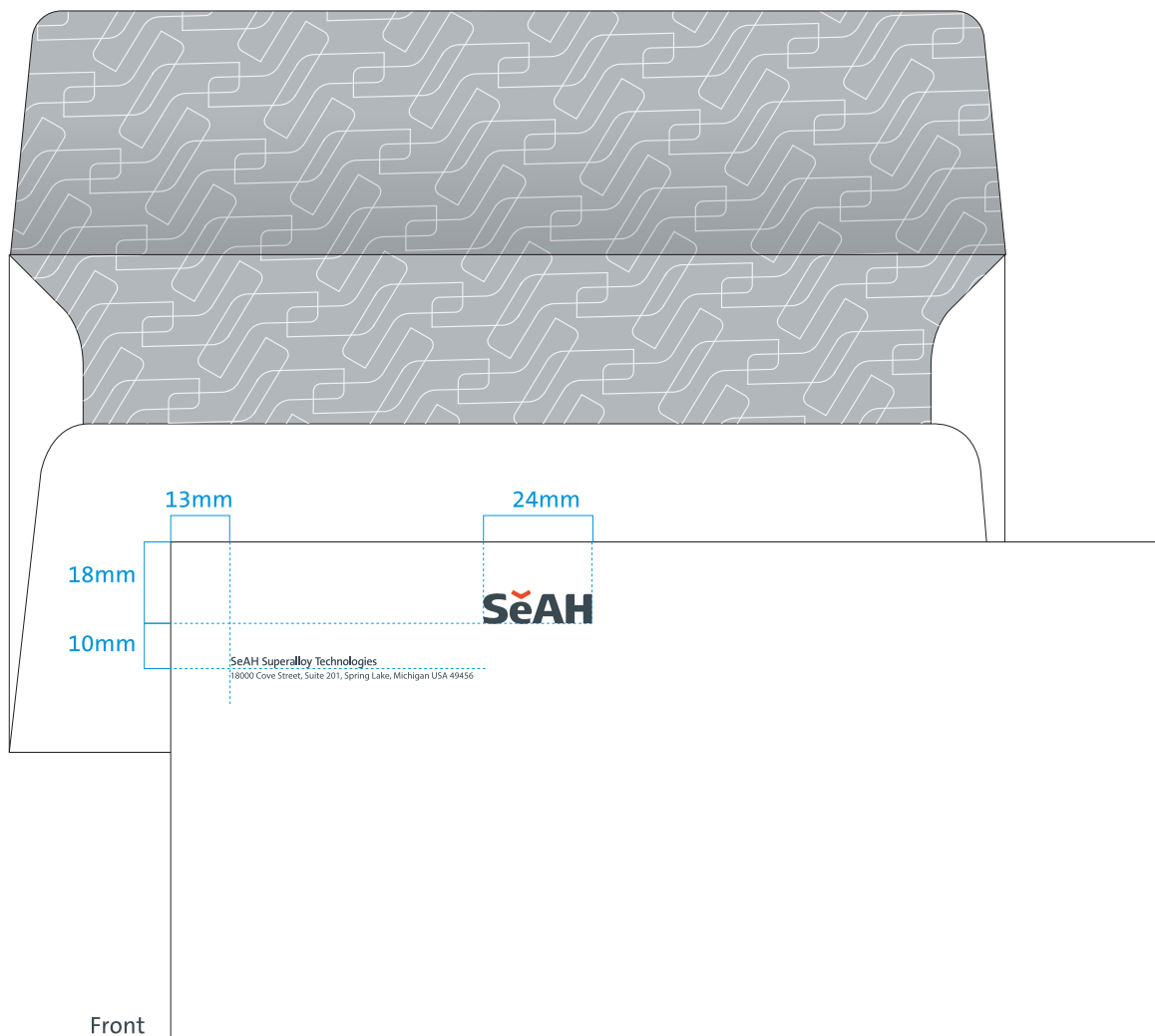
(Kor) Yoon gothic 54o 9pt

Contacts: The Sans plain 8pt

Numbers: The Sans* caps

*For other languages, use a Gothic-style font.

Inside



Size: 220x110mm Scale: 60%

*Pattern printing is recommended to prevent the contents from showing through.

Official Flag
For official events

Size: 1350x900mm



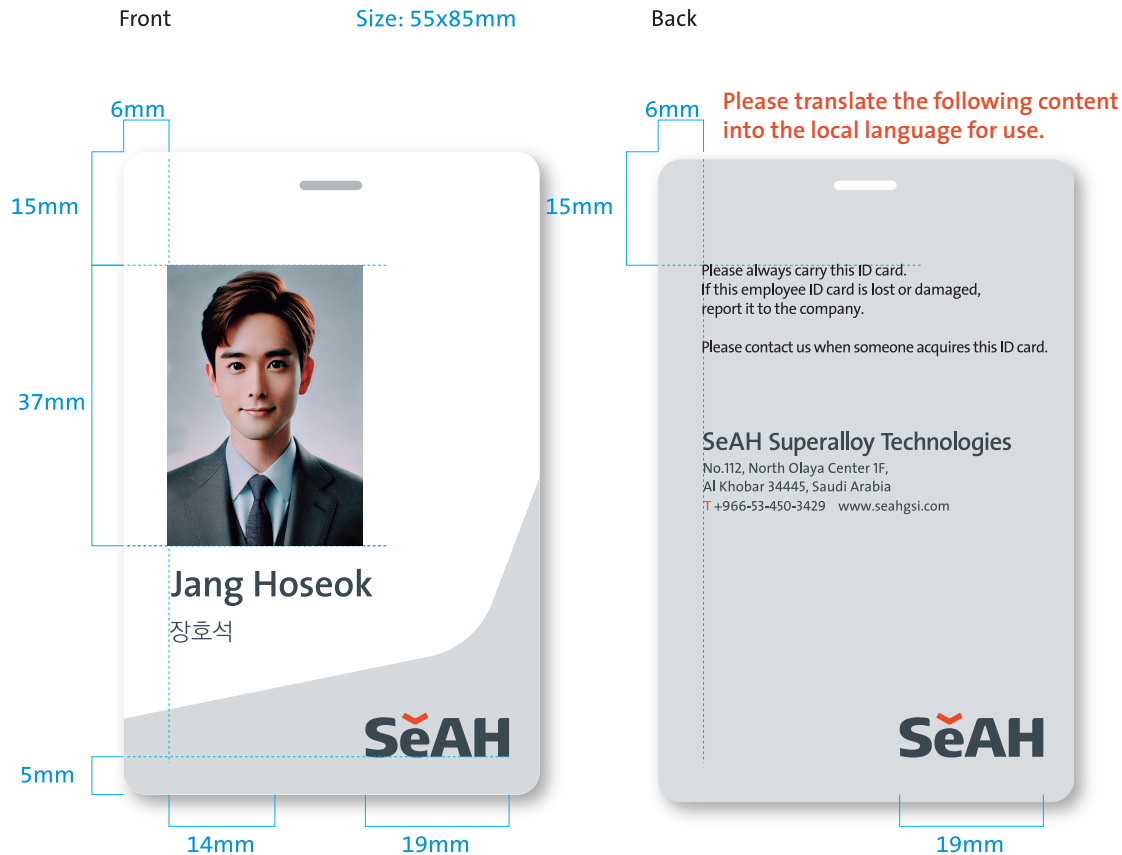
Material: Premium silk with silver tassels
Production: Computer embroidery
Colors: SeAH Gray or Pantone Cool Gray 11C
SeAH Orange or Pantone 1665C

Standard Flag
For outdoor display

Customized to the flagpole size at each business location



Material: Synthetic fiber
Production: Dye printing
Colors: SeAH Gray or Pantone Cool Gray 11C
SeAH Orange or Pantone 1665C



Production Specifications

Material: Plastic

Printing: Offset spot color printing

Colors: SeAH Gray or Pantone Cool Gray 11C

SeAH Orange or Pantone 1665C

SeAH Light Gray or Pantone 429C

Fonts

Address: (Eng) The Sans semibold 14pt

(Kor) Yoon gothic 53o 9pt

Contacts: The Sans plain 8pt

Numbers: The Sans*caps

*For other languages, use a Gothic-style font.

[Editable Template]

Jang Hoseok

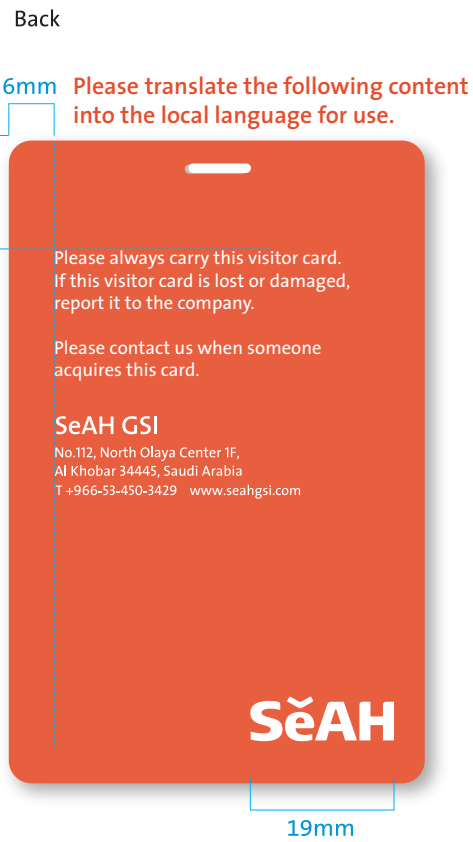
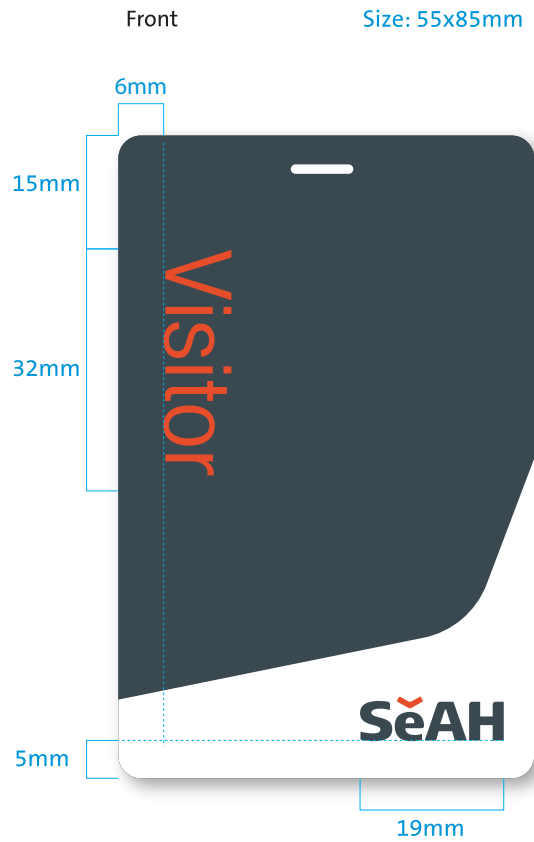
장호석

Please always carry this ID card.
If this employee ID card is lost or damaged,
report it to the company.

Please contact us when someone acquires this ID card.

No.112, North Olaya Center 1F, Al Khobar 34445, Saudi Arabia
T +966-53-450-3429 www.seahgsi.com





Production Specifications

Material: Plastic

Printing: Offset spot color printing

Colors: SeAH Gray or Pantone Cool Gray 11C
SeAH Orange or Pantone 1665C
SeAH Light Gray or Pantone 429C

Fonts

Address: (Eng) The Sans semibold 14pt

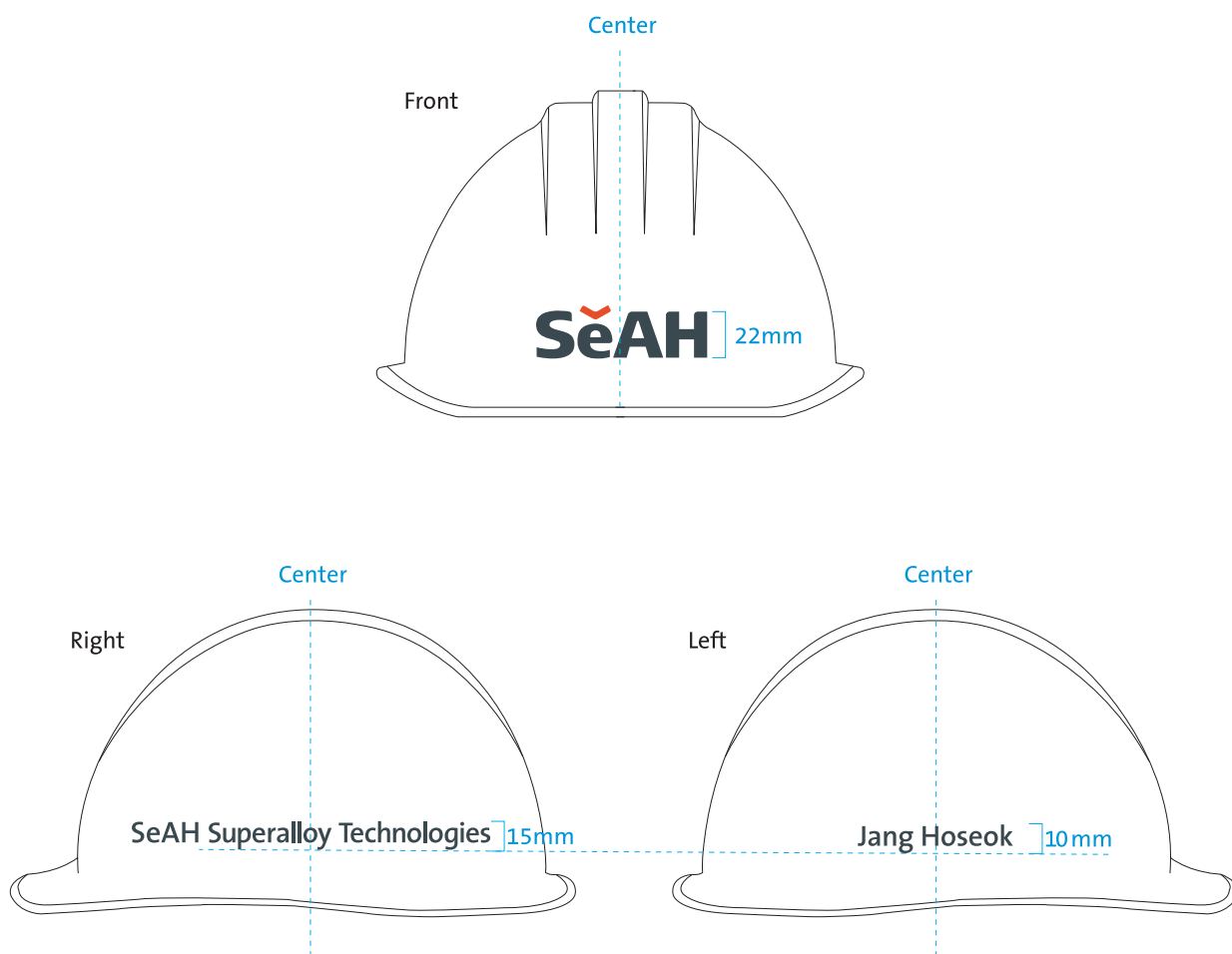
(Kor) Yoon gothic 53o 9pt

Contacts: The Sans plain 8pt

Numbers: The Sans* caps

*For other languages, use a Gothic-style font.






The uniform design is determined according to each company's internal policies.
However, the SeAH Mark and name labeling should follow the guidelines below:



H:W=1:8



*The SeAH Mark and the secondary signature cannot be used together.
If they must be used together, the main CI signature should be applied.

W:H=1:1.5

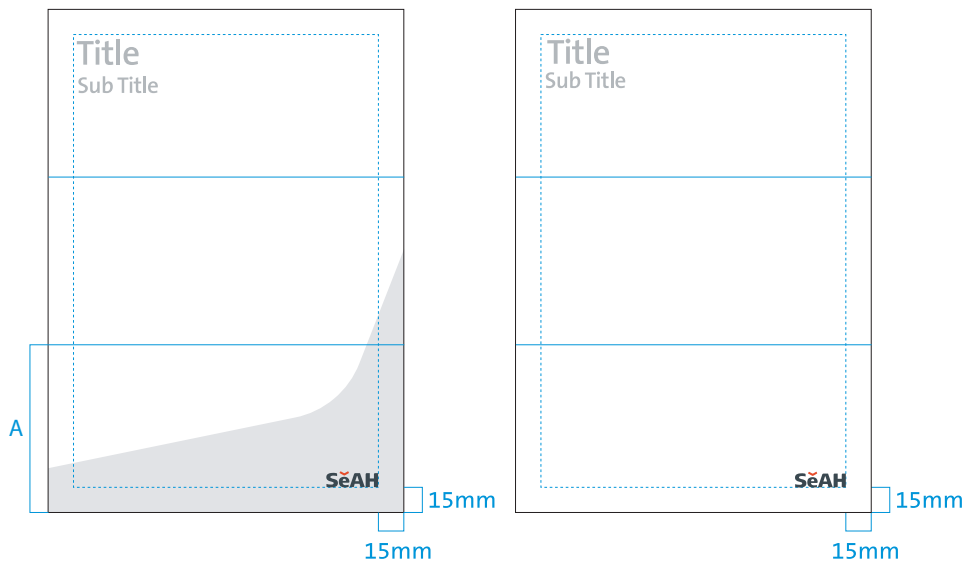


H:W=1:2

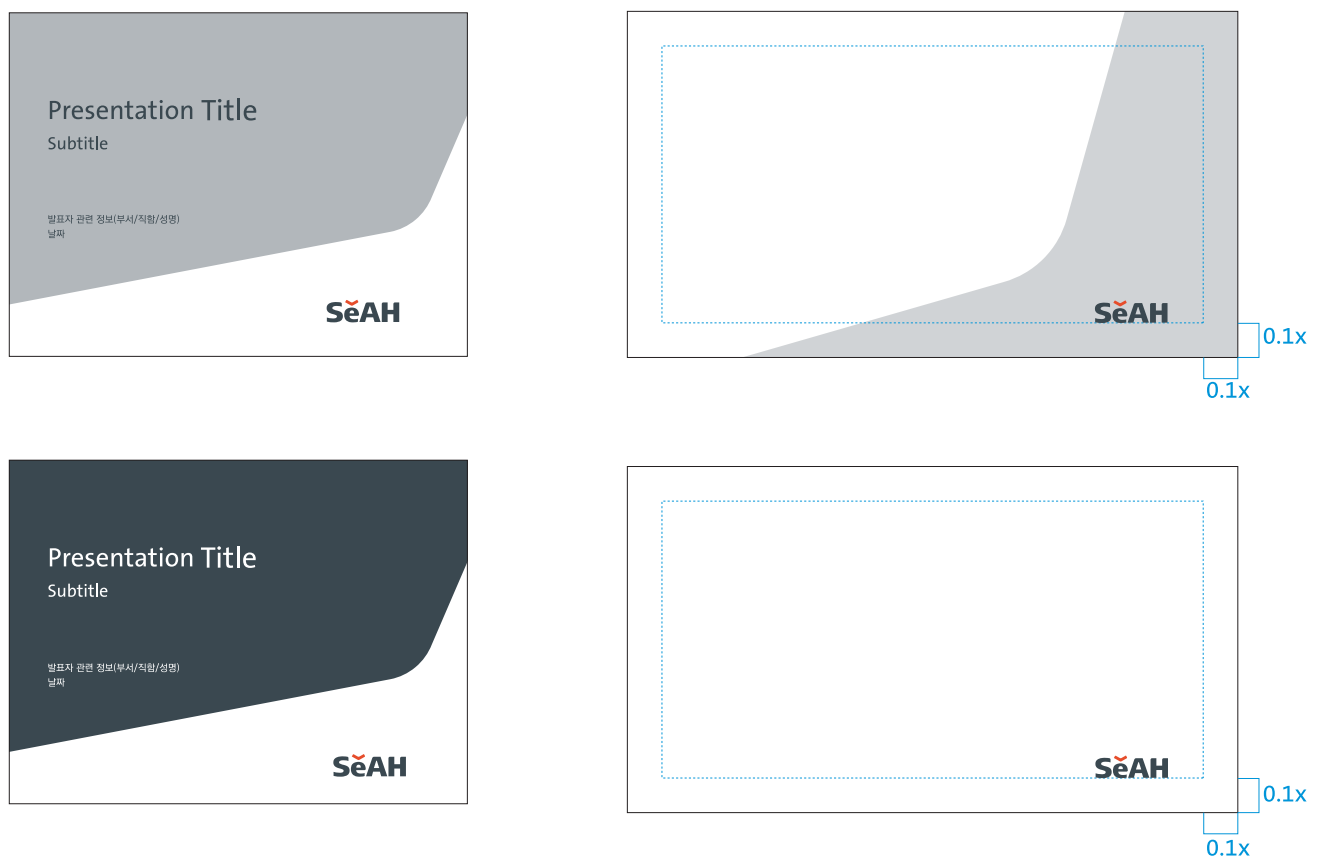


The height of the SeAH rising curve graphic motif may vary depending on the type and nature of the content, but it should not exceed one-third of the total screen height to maintain balance. Templates can be downloaded from the CI & Brand Guidelines menu on the groupware 'SeAH Works'.

Report cover



Presentation Format



Trademark registration may not be recognized for its value or may even lose its rights if it fails to accumulate valid usage records. Particularly, items such as products and transaction documents are essential to prove the validity of the trademark. It is crucial to apply the exact CI system design as assigned to significant items to maintain validity.
(To distinguish from other similar registered imitations, the form must be used precisely as designed, not merely the company name.)
If the company CI is too long and difficult to apply, consider prioritizing the use of the 'SeAH Mark'.

There are three ways to expose the SeAH brand(Trademark):


All must be met to be recognized as valid performance, thereby continuing to maintain the value and rights of the SeAH trademark for the products.

1) Product marking 2) Product bundle tags 3) Product packaging

SěAH Superalloy Technologies

SěAH Superalloy Technologies

SěAH Superalloy Technologies



*Product surface marking size is determined based on the item.

1) Product Marking

For validity, the company CI or SeAH Mark design must be marked directly on the material and product surface.

(If the interior is visible, marking on the inside is also acceptable.)

It is best if the unique colors can be distinguished; if color application is restricted, use black or white.



2) Product (Bundle) Tags

Ensure independence by leaving margins on all sides so that the trademark is clearly recognized.

The company CI or SeAH Mark design must be used exactly as is, with the unique colors distinguishable for validity.

Typing the company name like SeAH Superalloy Technologies or SeAH Superalloy Technologies, LLC in a similar design is not considered valid.

3) Product Packaging

For product packaging made of various materials, including wood, the company CI or SeAH Mark design must be applied on the surface in its exact form with the unique colors visible.




KCC VD0032
PANTONE CoolCray 11C
C20 M0 Y0 K84

PANTONE 1665C
C5 M85 Y85 K0

Factory

Main signage can choose between two height options: 8,000mm and 6,000mm
For detailed design drawings, please contact the SeAH Brand Management Committee.
Insertion of LED lighting is essential.



KCC VD0032

PANTONE CoolCray 11C
C20 M0 Y0 K84

PANTONE 1665C

C5 M85 Y85 K0

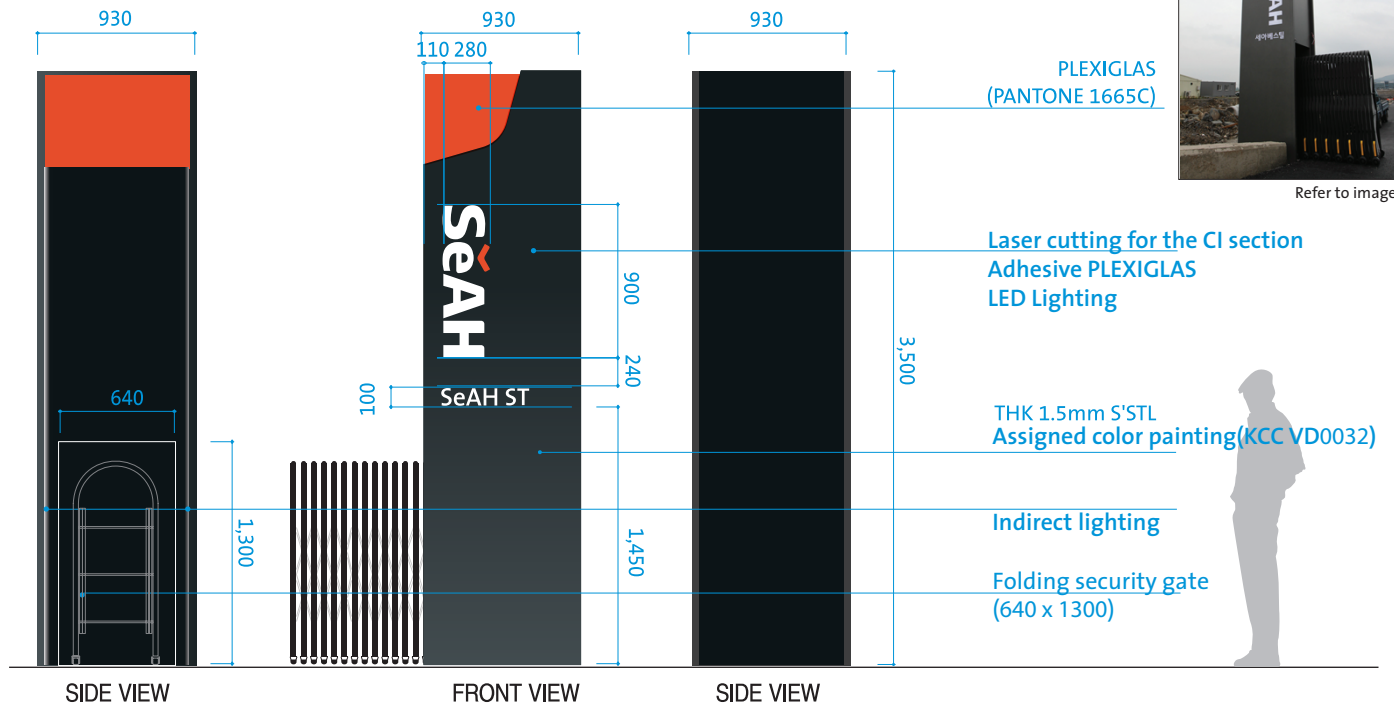
This is a sign utilizing the entrance gate pillar.

For detailed design drawings, please contact the SeAH Brand Management Committee.

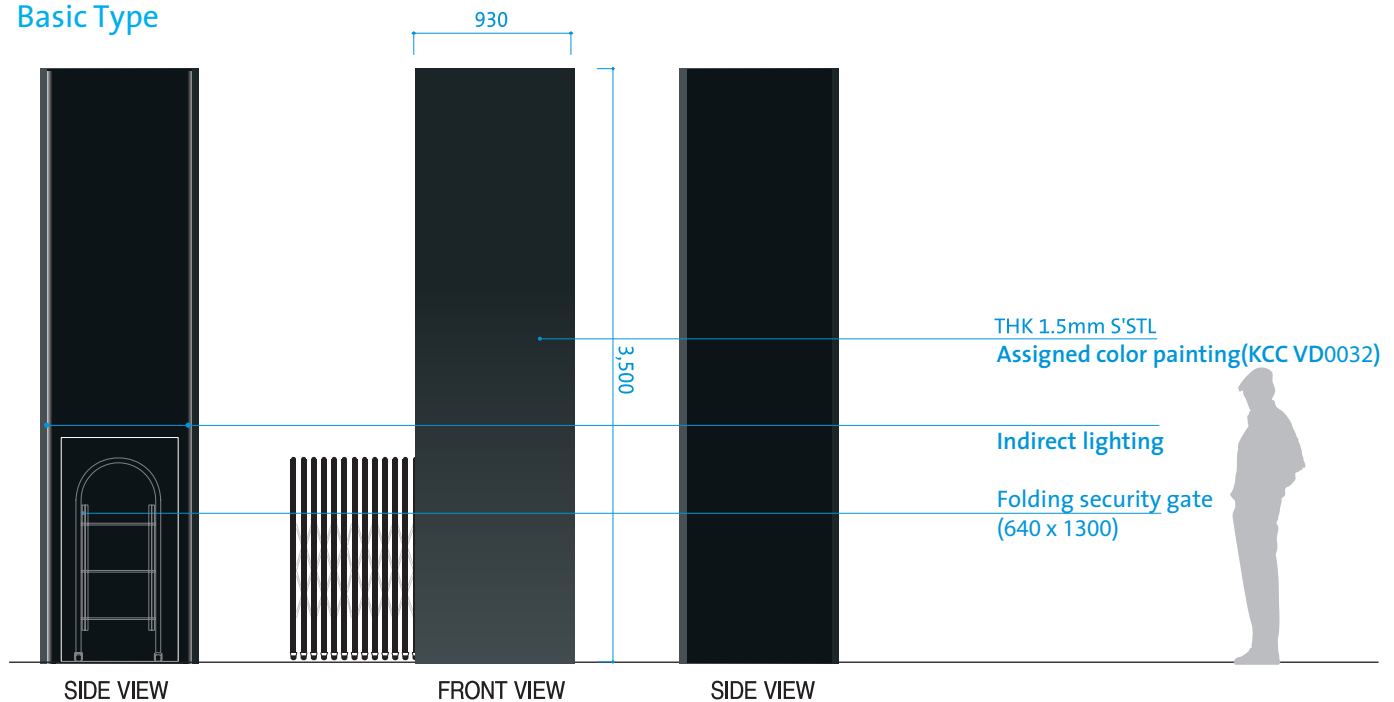
Size : 930x3,500x930mm



Refer to image



Basic Type

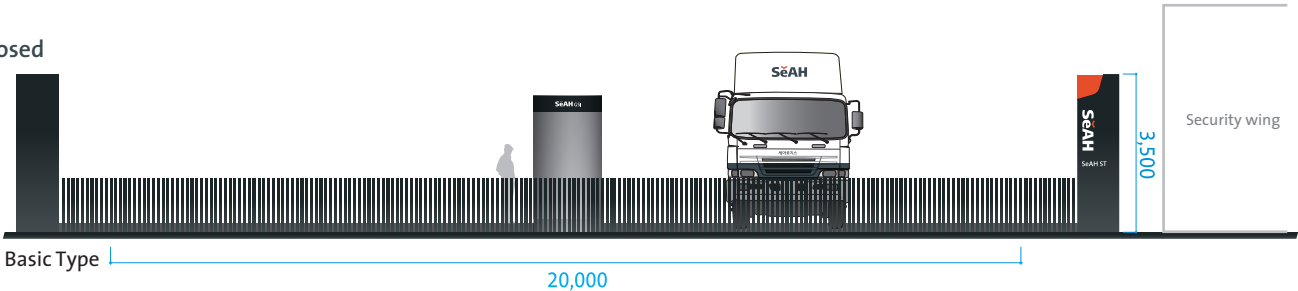


	
KCC VD0032	PANTONE 1665C
PANTONE CoolCray 11C	C5 M85 Y85 K0
C20 M0 Y0 K84	


Factory

Front gate

■ Closed

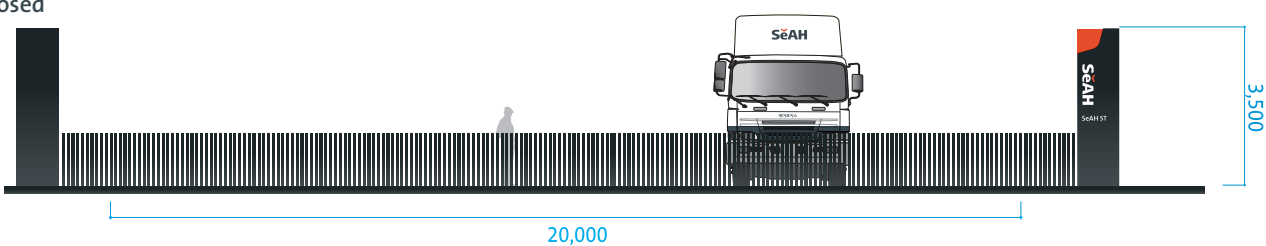


■ Opened

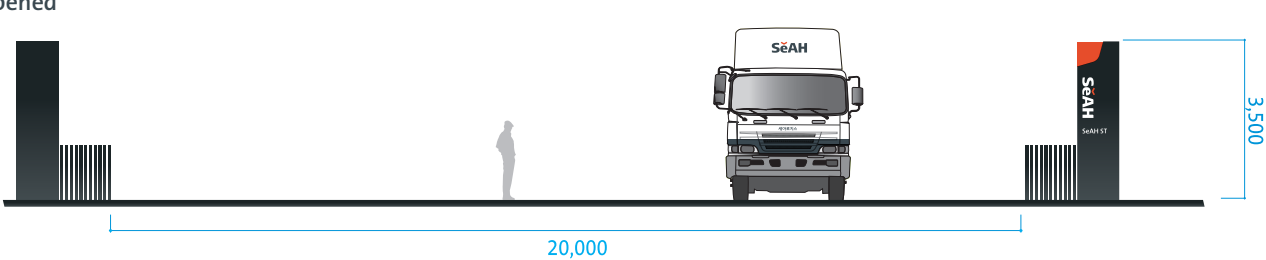


Back gate

■ Closed

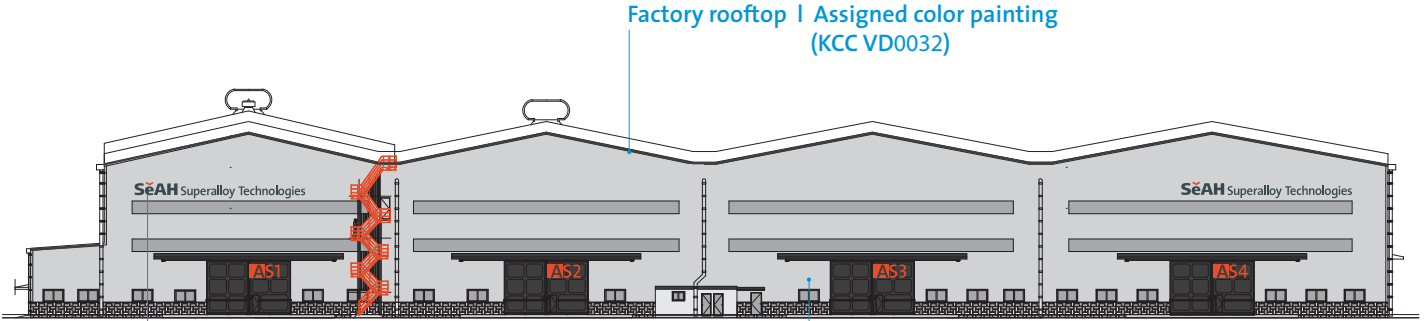


■ Opened

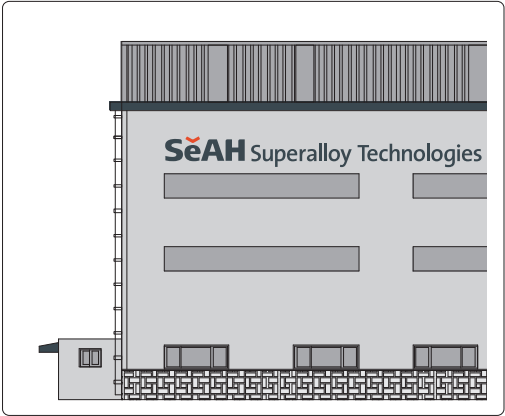


	
KCC VD0032	PANTONE 1665C
PANTONE CoolCray 11C	C5 M85 Y85 K0
C20 M0 Y0 K8	

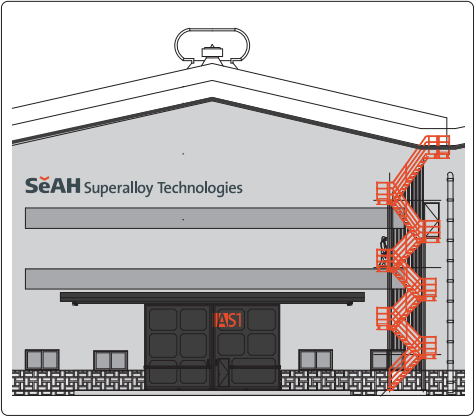
Factory



Factory wall graphic



Factory entrance graphic





KCC VD0032
PANTONE CoolCray 11C
C20 M0 Y0 K84



PANTONE 1665C
C5 M85 Y85 K0

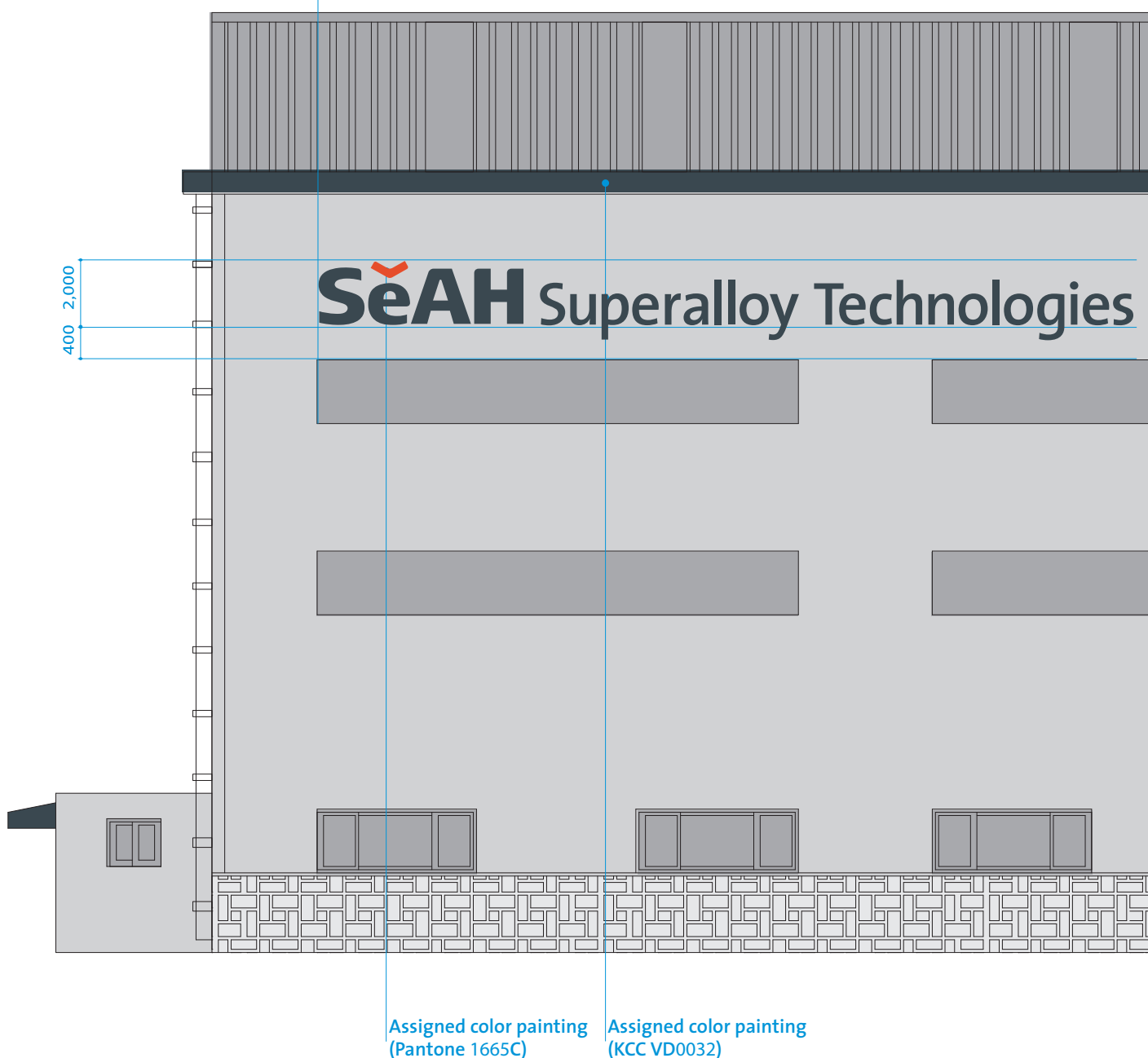
Graphic Application Location



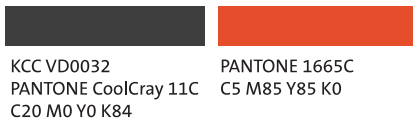
Factory

The application location or size may be adjusted based on external factors such as building shape and vehicle access routes.

The logo position should be applied based on the edge of the window.



The CI signature should generally be applied to all four sides of a building (aligned to the left of the window line, facing the wall). However, certain walls may be exempted depending on the environment.
The height of the graphic should be between 1,500 and 2,000 mm, adjusted as needed for the site.



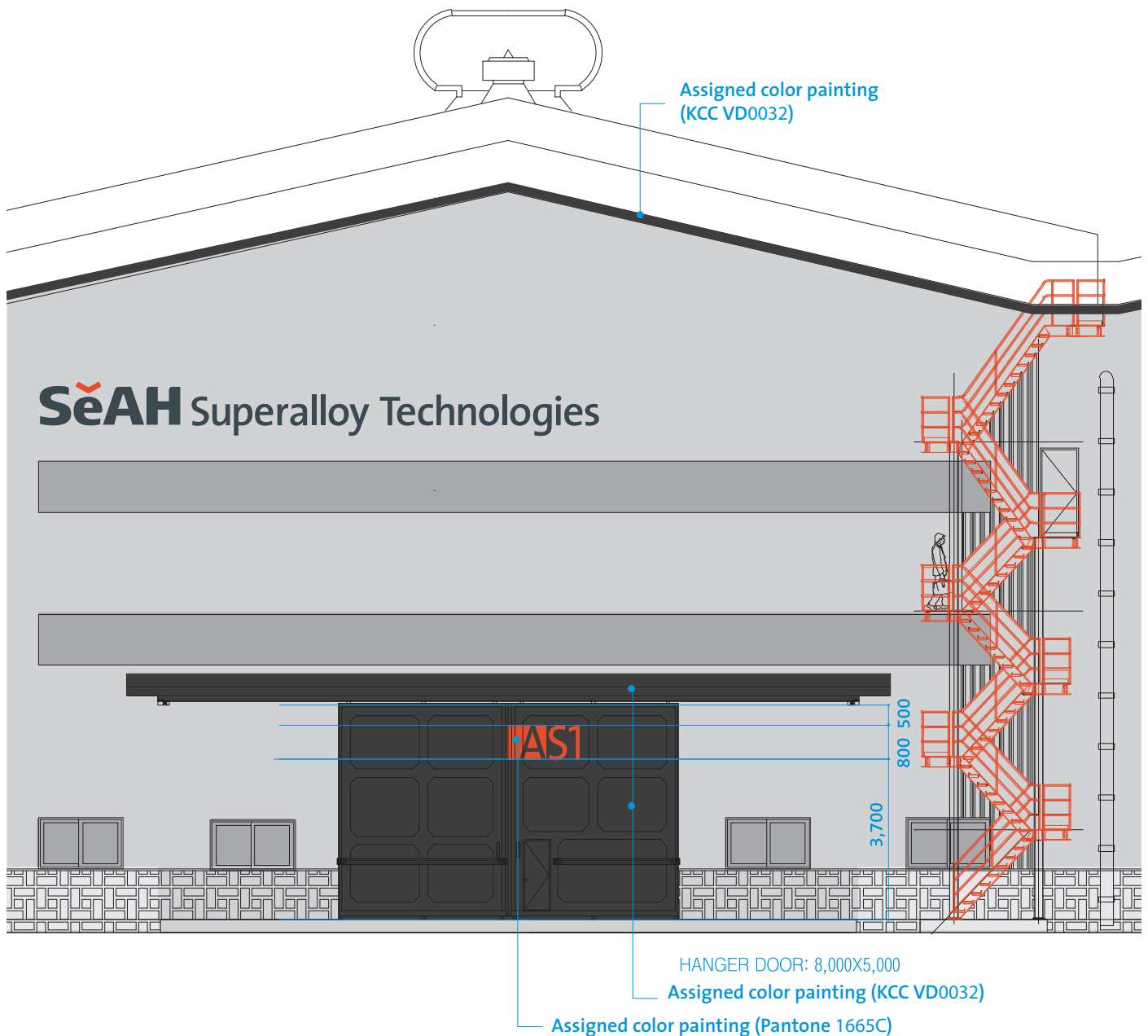
Factory

Factory distinctions or directional indications may be omitted depending on the circumstances.
For detailed design drawings, please contact the SeAH Brand Management Committee.

AE2



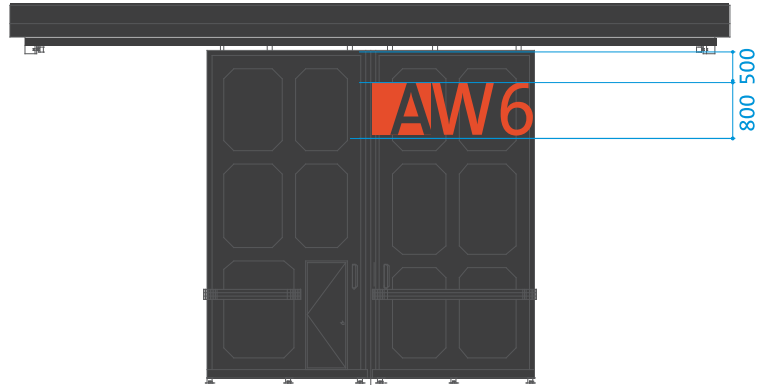
Factory Direction Number
Division



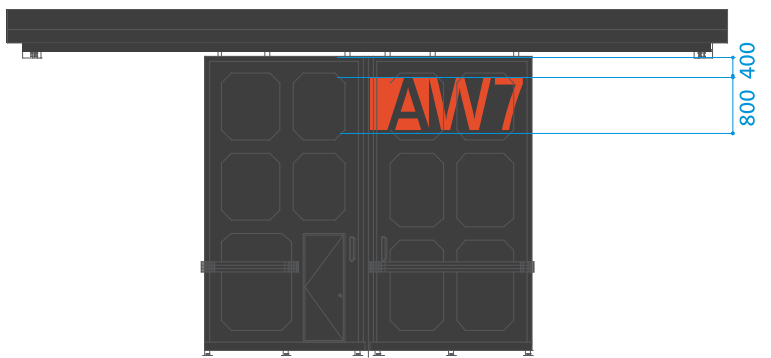
KCC VD0032
PANTONE CoolCray 11C
C20 M0 Y0 K84

PANTONE 1665C
C5 M85 Y85 K0

Factory



HANGER DOOR: 5,000X5,000



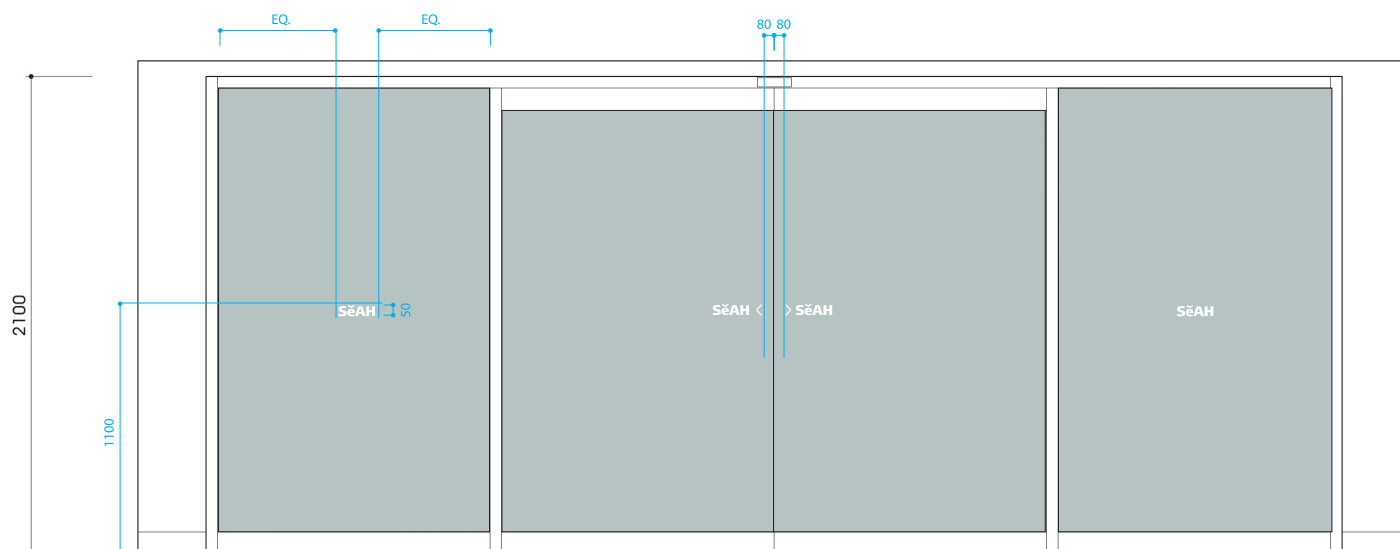
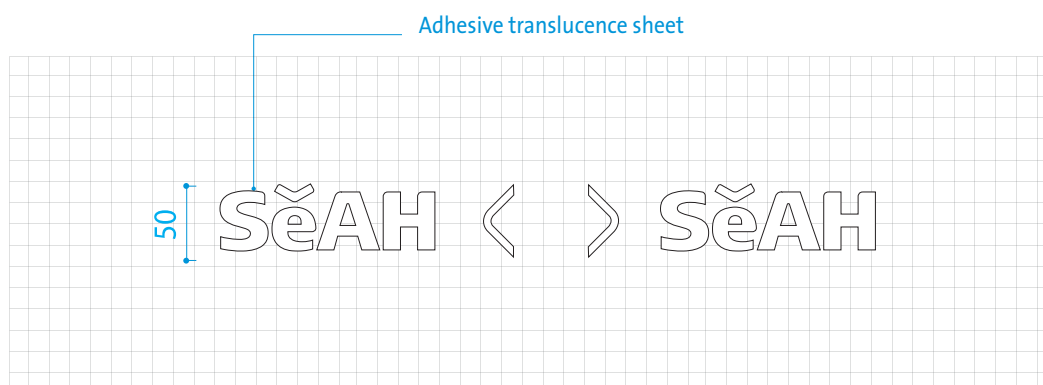
HANGER DOOR: 5,000X4,500



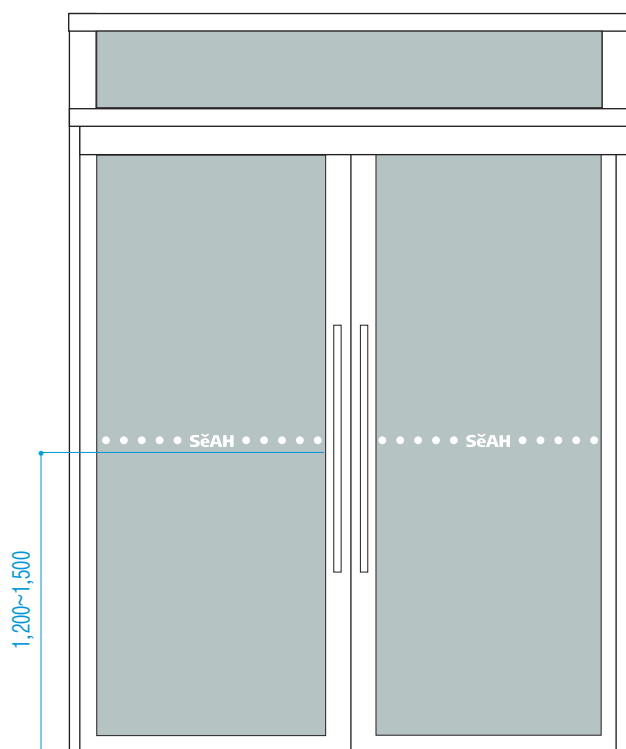
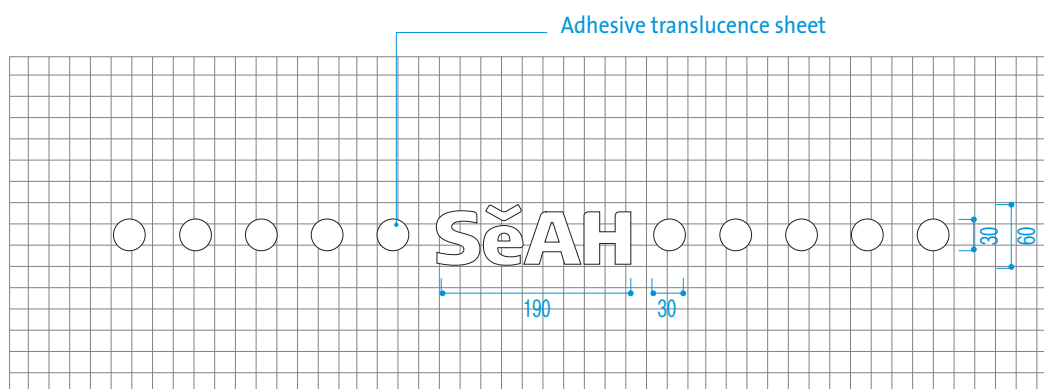
HANGER DOOR: 5,000X4,000



HANGER DOOR: 7,500X3,500

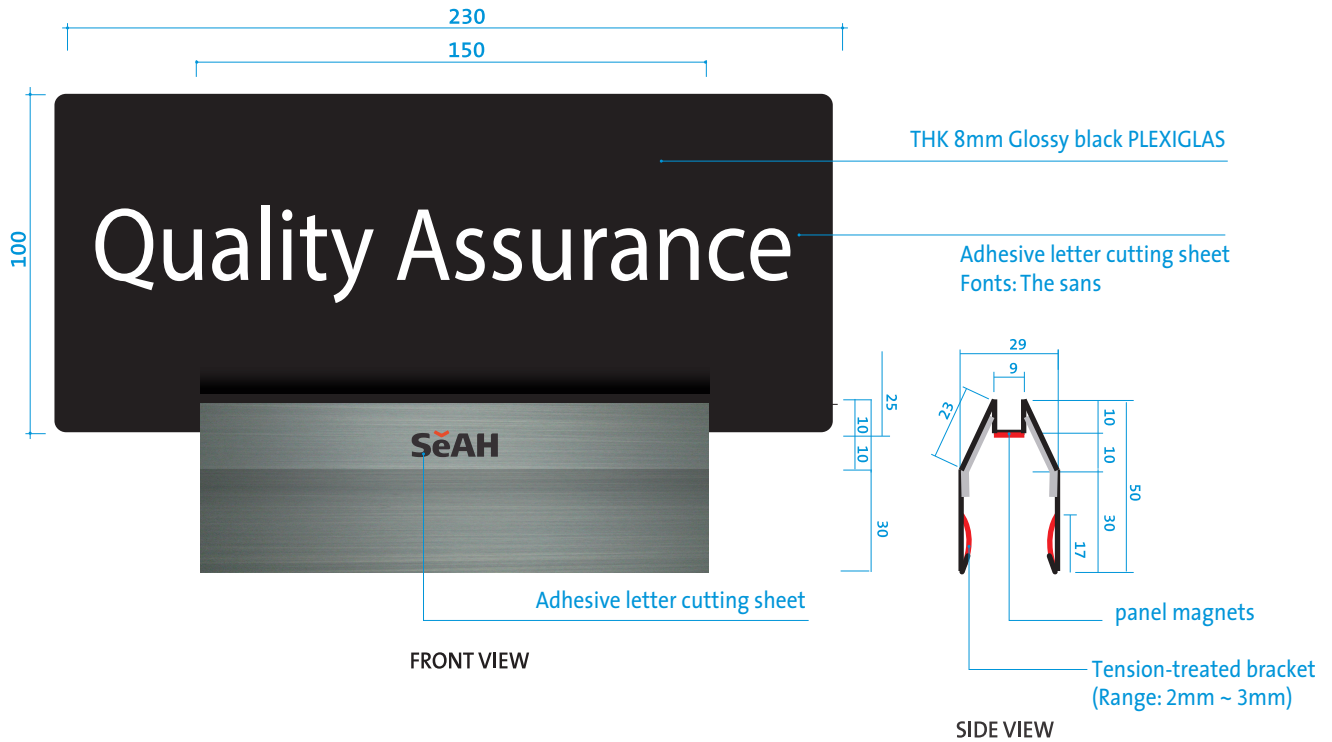
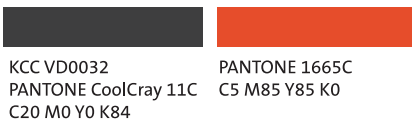


This is the graphic guidelines for indoor glass doors.
The work should be carried out based on the direction in which the door opens.



Examples

This is the graphic guidelines for indoor glass doors.
The work should be carried out based on the direction in which the door opens.



[Editable templates]



A nameplate mounted on office desk partitions. The design and application of the fixed-type bracket need to be adjusted according to the material and type of partition, based on the guidelines.

Fonts: The Sans *For other languages, use a Gothic-style font.